

Scaled data based on original data using
LM-79-08 Approved Method: Electrical and Photometric Measurements of Solid-
State Lighting Products

Test Report Prepared for
Cooper Lighting Solutions
(formerly Eaton)

Brand: McGRAW-EDISON

Report Number: P228224

Luminaire Tested: **ISS-AF-600-LED-E1-SL3-7030**

Issue Date: 3/3/2020

Test Information

Test Method: LM-79-08
Report Number: P228224
TEST IS SCALED FROM IESNA LM-79-08 TEST DATA (P29762)
Test Lab: INNOVATION CENTER-P2
Issue Date: 3/3/2020
Manufacturer: COOPER LIGHTING SOLUTIONS (FORMERLY EATON)
Product Line: MCGRAW-EDISON
Catalog Number: ISS-AF-600-LED-E1-SL3-7030
Description: IMPACT ELITE LED QUATER SPHERE LUMINAIRE
LIGHT SQUARE WITH ACCULED OPTICS-TYPE III W/SPILL CONTROL
Light Source: (16) 3000K CCT, 70 CRI LEDs
Ballast/Driver: ELECTRONIC DRIVER

Summary

Lumens per Lamp: N/A
Luminaire Lumens: 3219 lumens
Efficiency: N/A
Efficacy: 95.5 lumens/watt
Luminous Opening: Rectangular (W 0.5' x L: 0.5' x H: 0')
IES Classification: Type III - Medium - Non-Cutoff
BUG Rating: B1 - U0 - G1

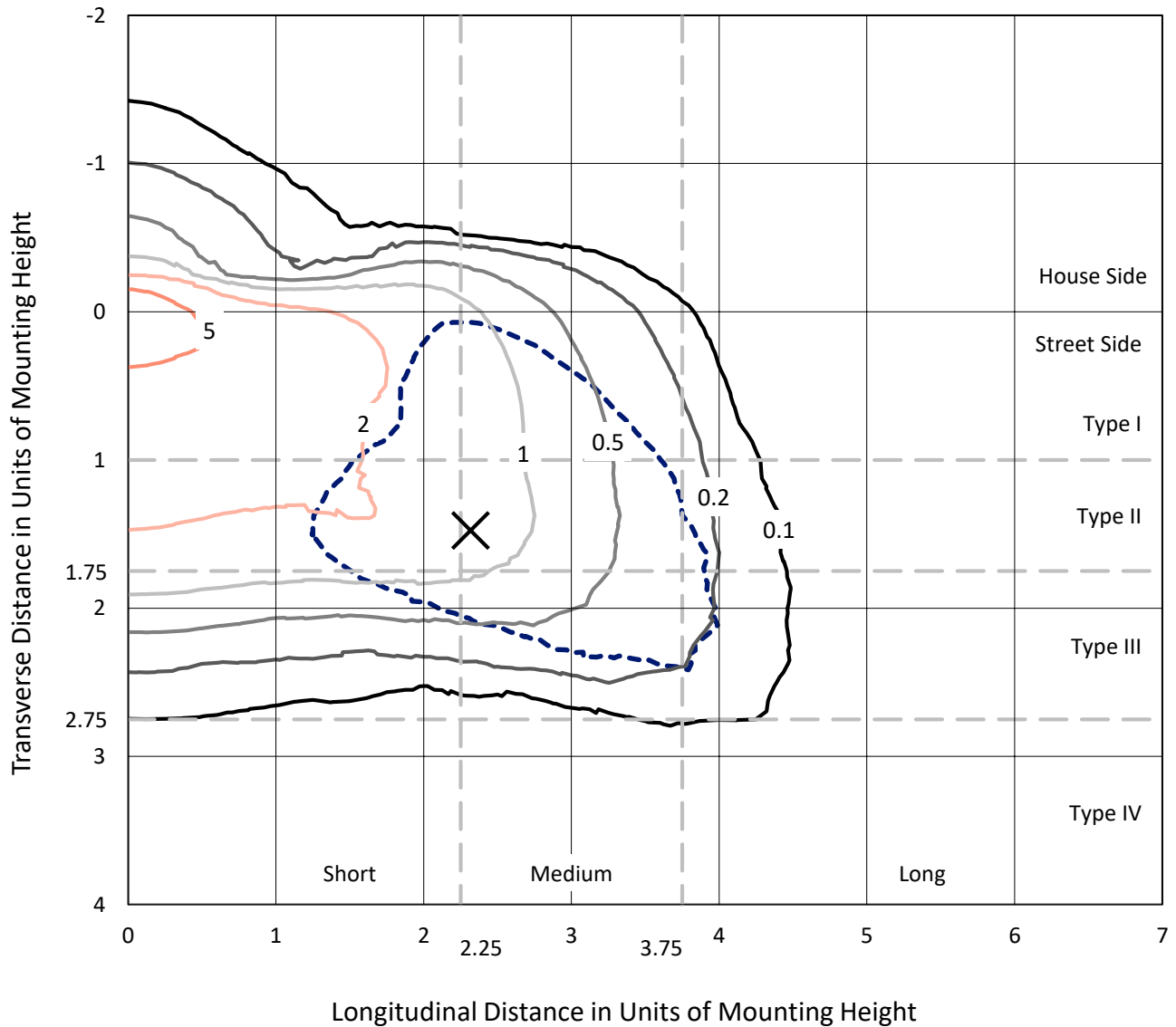
Input Watts (W): 33.7
Input Voltage (V): 120
Input Current (Ain): NR
Voltage Rise (V): NR
Power Factor: NR
Total Harmonic Distortion (THDi): NR
Frequency (hertz): 60
Stabilization Time: NR
Operation Time: NR
Ambient Temperature (°C): NR
Test Distance: 25 FT



REPORT NUMBER: P228224
 CATALOG NUMBER: ISS-AF-600-LED-E1-SL3-7030

Iso-Footcandle Lines of Horizontal Illumination

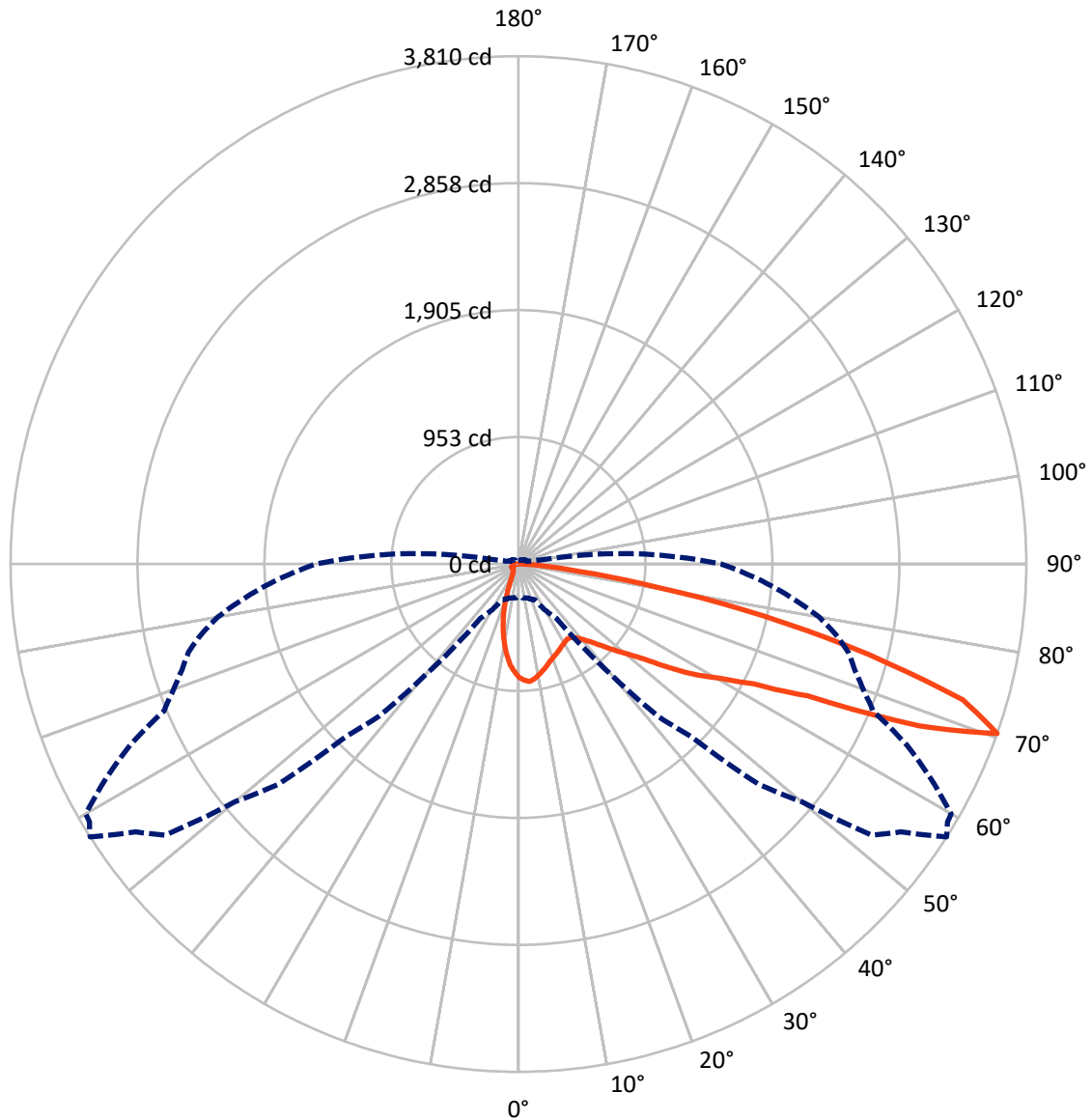
× Max cd
 - - - 1/2 Max cd



Based on 10 foot mounting height. Maximum calculated value = 8.5 fc
 Type III - Medium - Non-Cutoff

REPORT NUMBER: P228224
CATALOG NUMBER: ISS-AF-600-LED-E1-SL3-7030

Luminous Intensity Polar Plot



— Vertical Plane Through 57.5-Deg Lateral - - - Horizontal Cone Through 70-Deg Vertical

REPORT NUMBER: P228224

CATALOG NUMBER: ISS-AF-600-LED-E1-SL3-7030

FLUX DISTRIBUTION:

		Downward	Upward	Total
House Side	Lumens	398.3	0.0	398.3
	% Fixture	12.4	0.0	12.4
Street Side	Lumens	2820.6	0.0	2820.6
	% Fixture	87.6	0.0	87.6
Total	Lumens	3219.0	0.0	3219.0
	% Fixture	100.0	0.0	100.0

Coefficient of Utilization

ZONAL LUMENS:

Zone	Lumens	% Fixture
0°-10°	73.6	2.3
10°-20°	159.7	5.0
20°-30°	200.7	6.2
30°-40°	262.3	8.1
40°-50°	393.6	12.2
50°-60°	622.2	19.3
60°-70°	896.8	27.9
70°-80°	555.0	17.2
80°-90°	55.1	1.7
90°-100°	0.0	0.0
100°-110°	0.0	0.0
110°-120°	0.0	0.0
120°-130°	0.0	0.0
130°-140°	0.0	0.0
140°-150°	0.0	0.0
150°-160°	0.0	0.0
160°-170°	0.0	0.0
170°-180°	0.0	0.0
0°-90°	3219.0	100.0
0°-180°	3219.0	100.0



REPORT NUMBER: P228224

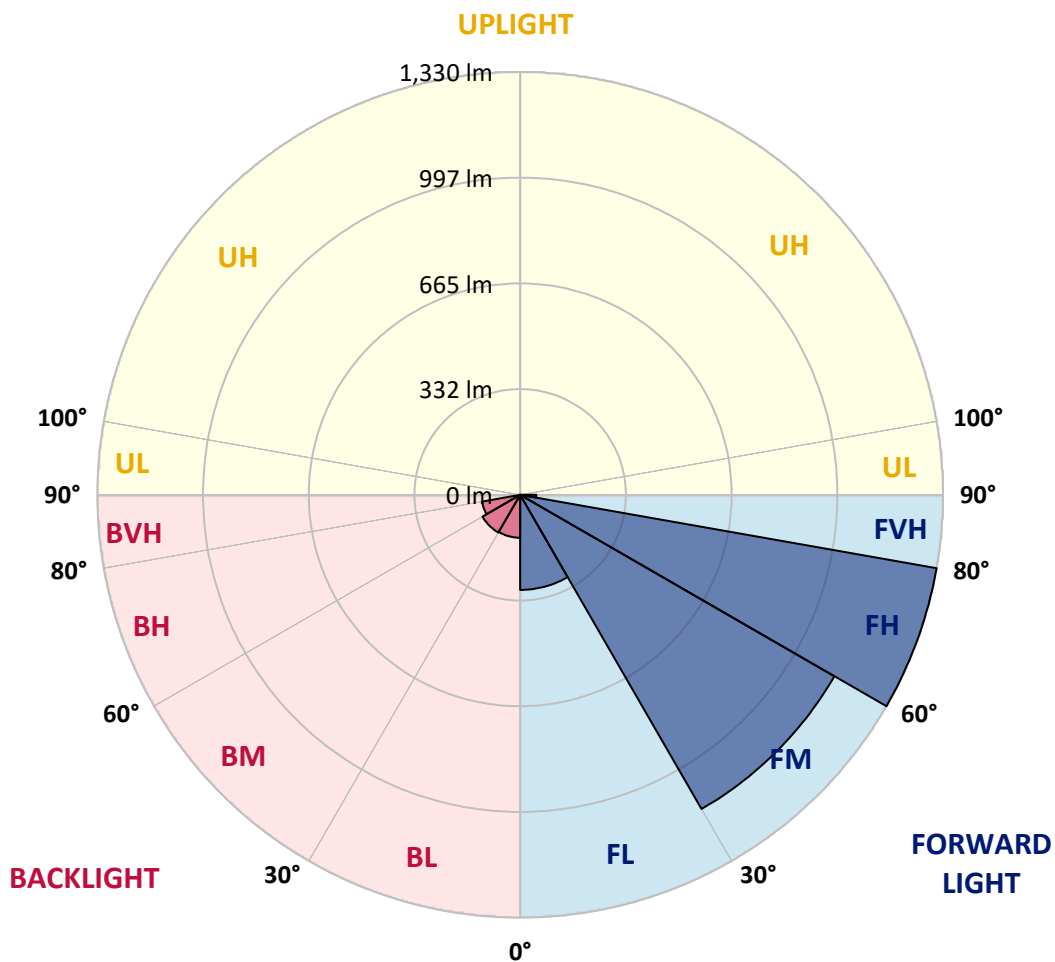
CATALOG NUMBER: ISS-AF-600-LED-E1-SL3-7030

LUMINAIRE CLASSIFICATION SYSTEM LUMEN TABLE AND BUG RATING:

Zone		Lumens	% Fixture	Zone Rating/Lumen Limit		
				B	U	G
FL	(0°-30°)	299.0	9.3			
FM	(30°-60°)	1141.1	35.4			
FH	(60°-80°)	1329.9	41.3			G1/1800
FVH	(80°-90°)	50.7	1.6			G1/100
BL	(0°-30°)	135.0	4.2	B1/500		
BM	(30°-60°)	137.0	4.3	B0/220		
BH	(60°-80°)	121.9	3.8	B1/500		G1/500
BVH	(80°-90°)	4.4	0.1			G0/10
UL	(90°-100°)	0.0	0.0		U0/0	
UH	(100°-180°)	0.0	0.0		U0/0	

BUG Rating: B1-U0-G1

Type III Medium





REPORT NUMBER: P228224

CATALOG NUMBER: ISS-AF-600-LED-E1-SL3-7030

CANDELA DISTRIBUTION (FULL):

	0°	5°	15°	25°	35°	37.5°	40°	42.5°	45°	47.5°	50°
0°	852.0	852.0	852.0	852.0	852.0	852.0	852.0	852.0	852.0	852.0	852.0
2.5°	894.3	893.1	890.8	886.3	884.0	886.3	884.0	880.6	876.0	879.4	877.1
5°	892.0	894.3	889.7	886.3	892.0	894.3	889.7	889.7	885.1	889.7	887.4
7.5°	847.4	848.6	849.7	848.6	863.4	863.4	861.2	863.4	864.6	866.9	868.0
10°	791.5	792.6	794.9	798.3	816.6	818.9	820.0	822.3	825.7	828.0	834.9
12.5°	735.5	737.8	742.4	753.8	773.2	775.5	778.9	782.3	788.1	791.5	804.0
15°	688.7	689.8	694.4	707.0	735.5	741.2	743.5	748.1	759.5	759.5	773.2
17.5°	645.3	647.6	651.0	665.9	694.4	703.5	710.4	712.7	727.5	731.0	746.9
20°	612.2	613.3	614.5	628.2	654.4	668.1	673.8	683.0	694.4	703.5	717.2
22.5°	593.9	595.0	592.8	598.5	621.3	638.4	645.3	654.4	659.0	675.0	683.0
25°	595.0	596.2	590.5	587.0	598.5	616.7	622.5	631.6	629.3	652.1	652.1
27.5°	606.5	608.7	603.0	592.8	593.9	608.7	612.2	615.6	608.7	631.6	627.0
30°	629.3	631.6	624.7	616.7	604.2	613.3	613.3	613.3	600.8	620.2	612.2
32.5°	653.3	655.6	653.3	647.6	631.6	633.9	629.3	627.0	609.9	625.9	613.3
35°	688.7	689.8	691.0	691.0	668.1	672.7	660.1	653.3	637.3	649.9	632.7
37.5°	731.0	731.0	738.9	742.4	717.2	717.2	703.5	694.4	679.6	684.1	667.0
40°	768.6	772.1	790.3	800.6	777.8	768.6	757.2	749.2	737.8	737.8	720.7
42.5°	812.0	818.9	840.6	860.0	847.4	833.7	822.3	814.3	808.6	807.5	789.2
45°	865.7	873.7	897.7	916.0	919.4	909.1	900.0	892.0	887.4	885.1	869.1
47.5°	926.3	934.2	955.9	977.6	993.6	991.4	981.1	973.1	976.5	974.2	963.9
50°	993.6	998.2	1011.9	1037.0	1073.6	1081.6	1079.3	1073.6	1080.4	1080.4	1071.3
52.5°	1047.3	1050.7	1061.0	1090.7	1151.2	1169.5	1184.4	1195.8	1207.2	1214.1	1208.4
55°	1096.4	1096.4	1097.6	1135.3	1225.5	1255.2	1288.3	1312.3	1327.1	1354.5	1366.0
57.5°	1176.4	1170.7	1169.5	1209.5	1314.6	1345.4	1393.4	1427.6	1448.2	1504.2	1503.0
60°	1153.5	1155.8	1196.9	1314.6	1497.3	1524.7	1568.1	1604.7	1643.5	1684.6	1688.0
62.5°	994.8	1000.5	1062.2	1238.0	1613.8	1756.6	1890.2	1991.8	2048.9	2085.5	2035.2
65°	696.7	710.4	793.8	1008.5	1485.9	1706.3	1917.6	2152.9	2333.3	2613.1	2694.2
67.5°	347.2	357.5	371.2	528.8	1110.1	1419.6	1710.9	2031.8	2271.7	2682.8	2912.4
70°	249.0	253.5	263.8	296.9	496.8	743.5	1086.1	1545.3	1827.4	2447.5	2771.9
72.5°	193.0	197.6	211.3	258.1	328.9	363.2	431.7	705.8	1049.6	1690.3	2128.9
75°	149.6	156.5	175.9	233.0	316.4	335.8	339.2	364.3	415.7	750.4	1193.5
77.5°	105.1	106.2	125.6	201.0	307.2	344.9	339.2	339.2	346.1	382.6	510.5
80°	69.7	70.8	83.4	139.3	269.5	314.1	347.2	331.2	332.4	338.1	347.2
82.5°	36.5	38.8	49.1	84.5	157.6	212.4	289.0	301.5	296.9	302.7	300.4
85°	10.3	10.3	17.1	32.0	77.7	82.2	127.9	174.7	178.2	202.2	215.9
87.5°	0.0	0.0	0.0	0.0	0.0	0.0	0.0	3.4	4.6	10.3	11.4
90°	0.0	0.0	0.0	0.0	0.0	0.0	0.0	0.0	0.0	0.0	0.0



REPORT NUMBER: P228224

CATALOG NUMBER: ISS-AF-600-LED-E1-SL3-7030

CANDELA DISTRIBUTION (continued):

	52.5°	55°	57.5°	59°	60°	62.5°	65°	67.5°	70°	72.5°	75°
0°	852.0	852.0	852.0	852.0	852.0	852.0	852.0	852.0	852.0	852.0	852.0
2.5°	879.4	874.9	873.7	871.4	872.6	869.1	868.0	863.4	863.4	861.2	858.9
5°	885.1	880.6	885.1	877.1	878.3	874.9	869.1	869.1	864.6	861.2	854.3
7.5°	869.1	869.1	870.3	865.7	866.9	865.7	858.9	857.7	850.9	850.9	842.9
10°	839.5	839.5	844.0	840.6	841.7	840.6	837.2	836.0	833.7	833.7	821.2
12.5°	805.2	812.0	818.9	815.5	815.5	817.8	817.8	818.9	817.8	816.6	806.3
15°	776.6	786.9	793.8	792.6	793.8	799.5	801.8	802.9	806.3	805.2	796.1
17.5°	750.4	761.8	767.5	772.1	775.5	780.1	786.9	790.3	794.9	793.8	784.6
20°	726.4	736.7	746.9	752.7	753.8	762.9	770.9	781.2	783.5	785.8	774.4
22.5°	701.3	710.4	731.0	727.5	735.5	752.7	757.2	772.1	772.1	780.1	764.1
25°	679.6	680.7	712.7	707.0	713.8	744.7	748.1	774.4	767.5	778.9	760.6
27.5°	657.9	656.7	695.5	688.7	696.7	738.9	741.2	777.8	770.9	784.6	760.6
30°	641.9	638.4	683.0	669.3	680.7	733.2	734.4	781.2	775.5	793.8	768.6
32.5°	638.4	632.7	671.6	661.3	672.7	727.5	734.4	793.8	786.9	809.8	777.8
35°	653.3	644.2	677.3	668.1	677.3	729.8	740.1	813.2	805.2	831.5	799.5
37.5°	680.7	673.8	701.3	692.1	699.0	745.8	754.9	838.3	837.2	869.1	832.6
40°	728.7	721.8	743.5	731.0	736.7	780.1	784.6	873.7	877.1	916.0	879.4
42.5°	793.8	782.3	799.5	784.6	792.6	831.5	826.9	917.1	927.4	981.1	938.8
45°	877.1	862.3	872.6	856.6	862.3	895.4	882.9	975.4	985.6	1051.9	1014.2
47.5°	968.5	950.2	962.8	942.2	945.7	981.1	958.2	1045.0	1061.0	1144.4	1107.8
50°	1078.2	1054.2	1058.7	1039.3	1041.6	1077.0	1051.9	1130.7	1150.1	1242.6	1210.6
52.5°	1218.6	1184.4	1184.4	1158.1	1159.2	1194.6	1163.8	1232.3	1254.0	1347.7	1326.0
55°	1403.7	1376.2	1370.5	1343.1	1334.0	1340.8	1297.4	1345.4	1369.4	1457.3	1440.2
57.5°	1551.0	1547.6	1564.7	1525.9	1516.7	1519.0	1464.2	1467.6	1495.0	1563.5	1569.3
60°	1730.3	1736.0	1738.3	1706.3	1702.9	1670.9	1614.9	1605.8	1640.1	1686.9	1705.2
62.5°	2015.8	2010.1	1981.6	1957.6	1935.9	1850.2	1819.4	1769.1	1817.1	1843.4	1881.1
65°	2629.1	2569.7	2387.0	2403.0	2345.9	2159.7	2133.5	2031.8	2107.2	2108.3	2179.1
67.5°	3236.7	3353.2	3241.3	3243.6	3114.5	2777.6	2696.5	2494.4	2536.6	2487.5	2524.1
70°	3340.7	3504.0	3810.1	3755.3	3748.4	3489.1	3216.2	2879.3	2752.5	2647.4	2562.9
72.5°	2874.7	3038.0	3486.9	3362.4	3409.2	3488.0	3203.6	2951.2	2668.0	2534.3	2351.6
75°	2022.7	2258.0	2713.7	2648.6	2682.8	2813.0	2568.6	2538.9	2211.1	2122.0	1841.1
77.5°	1083.9	1375.1	1885.6	1805.7	1820.5	1894.8	1640.1	1587.5	1271.2	1183.2	864.6
80°	487.7	676.1	1058.7	969.7	943.4	901.1	663.6	523.1	319.8	212.4	147.3
82.5°	323.2	335.8	469.4	406.6	380.3	314.1	203.3	119.9	94.8	79.9	76.5
85°	217.0	198.7	197.6	174.7	162.2	127.9	94.8	59.4	49.1	41.1	37.7
87.5°	12.6	8.0	11.4	12.6	9.1	8.0	5.7	0.0	1.1	0.0	1.1
90°	0.0	0.0	0.0	0.0	0.0	0.0	0.0	0.0	0.0	0.0	0.0



REPORT NUMBER: P228224

CATALOG NUMBER: ISS-AF-600-LED-E1-SL3-7030

CANDELA DISTRIBUTION (continued):

	77.5°	80°	85°	90°	95°	100°	102.5°	105°	107.5°	110°	112.5°
0°	852.0	852.0	852.0	852.0	852.0	852.0	852.0	852.0	852.0	852.0	852.0
2.5°	853.2	853.2	852.0	844.0	839.5	837.2	829.2	828.0	824.6	823.5	823.5
5°	852.0	847.4	841.7	830.3	818.9	808.6	805.2	797.2	791.5	784.6	784.6
7.5°	836.0	831.5	818.9	801.8	786.9	772.1	764.1	752.7	743.5	734.4	732.1
10°	817.8	810.9	793.8	770.9	751.5	725.2	715.0	700.1	689.8	676.1	662.4
12.5°	798.3	793.8	773.2	746.9	717.2	684.1	668.1	647.6	633.9	617.9	597.3
15°	790.3	781.2	754.9	721.8	685.3	645.3	622.5	600.8	580.2	561.9	534.5
17.5°	780.1	768.6	738.9	700.1	654.4	606.5	576.8	552.8	525.4	506.0	475.1
20°	768.6	751.5	719.5	672.7	621.3	564.2	526.5	502.5	466.0	446.6	410.0
22.5°	759.5	737.8	699.0	646.4	584.8	520.8	476.3	448.8	407.7	384.9	339.2
25°	757.2	731.0	684.1	624.7	553.9	478.5	424.9	397.5	346.1	319.8	266.1
27.5°	758.4	727.5	675.0	606.5	526.5	440.9	376.9	344.9	279.8	252.4	190.7
30°	759.5	728.7	665.9	590.5	501.4	402.0	326.6	289.0	211.3	187.3	132.5
32.5°	770.9	733.2	663.6	577.9	478.5	363.2	269.5	235.3	149.6	135.9	98.2
35°	784.6	748.1	668.1	575.6	461.4	324.4	211.3	175.9	107.4	103.9	79.9
37.5°	813.2	770.9	686.4	581.3	451.1	284.4	157.6	134.8	84.5	86.8	69.7
40°	856.6	809.8	716.1	598.5	450.0	244.4	116.5	105.1	73.1	75.4	64.0
42.5°	914.8	863.4	761.8	635.0	455.7	206.7	93.7	90.2	67.4	69.7	61.7
45°	991.4	938.8	825.7	681.8	471.7	175.9	82.2	82.2	65.1	67.4	60.5
47.5°	1088.4	1030.2	904.6	744.7	496.8	158.8	77.7	78.8	64.0	67.4	60.5
50°	1198.1	1134.1	1005.1	825.7	535.6	154.2	78.8	78.8	65.1	67.4	60.5
52.5°	1312.3	1252.9	1113.6	918.3	589.3	164.5	81.1	79.9	65.1	67.4	59.4
55°	1428.8	1375.1	1233.5	1026.8	663.6	201.0	86.8	83.4	65.1	67.4	60.5
57.5°	1545.3	1507.6	1359.1	1143.3	756.1	267.3	109.6	97.1	72.0	73.1	61.7
60°	1676.6	1649.2	1500.7	1296.3	887.4	370.0	161.0	122.2	85.7	81.1	66.2
62.5°	1846.8	1839.9	1722.3	1516.7	1098.7	518.5	228.4	148.5	92.5	84.5	70.8
65°	2147.2	2165.4	2053.5	1774.8	1239.2	521.9	222.7	130.2	86.8	79.9	69.7
67.5°	2448.7	2395.0	2107.2	1736.0	1118.1	347.2	141.6	101.6	76.5	74.2	65.1
70°	2437.3	2291.1	1910.8	1517.9	882.9	188.4	102.8	84.5	68.5	68.5	61.7
72.5°	2186.0	1969.0	1562.4	1201.5	589.3	119.9	86.8	74.2	62.8	61.7	57.1
75°	1645.8	1389.9	1003.9	692.1	262.7	77.7	66.2	60.5	54.8	54.8	50.3
77.5°	774.4	436.3	242.1	161.0	87.9	52.5	45.7	45.7	44.5	45.7	41.1
80°	105.1	94.8	81.1	70.8	53.7	36.5	33.1	34.3	33.1	34.3	30.8
82.5°	64.0	57.1	46.8	44.5	33.1	25.1	24.0	25.1	22.8	24.0	18.3
85°	30.8	27.4	21.7	20.6	17.1	14.8	12.6	14.8	11.4	12.6	8.0
87.5°	0.0	2.3	1.1	2.3	2.3	2.3	0.0	2.3	0.0	2.3	0.0
90°	0.0	0.0	0.0	0.0	0.0	0.0	0.0	0.0	0.0	0.0	0.0



REPORT NUMBER: P228224

CATALOG NUMBER: ISS-AF-600-LED-E1-SL3-7030

CANDELA DISTRIBUTION (continued):

	115°	117.5°	120°	122.5°	125°	127.5°	130°	135°	145°	155°	165°
0°	852.0	852.0	852.0	852.0	852.0	852.0	852.0	852.0	852.0	852.0	852.0
2.5°	817.8	814.3	813.2	808.6	807.5	802.9	801.8	797.2	789.2	785.8	780.1
5°	774.4	768.6	764.1	761.8	752.7	748.1	741.2	732.1	715.0	707.0	693.3
7.5°	713.8	712.7	699.0	694.4	683.0	675.0	664.7	649.9	624.7	609.9	588.2
10°	647.6	643.0	627.0	617.9	603.0	591.6	577.9	556.2	517.4	486.5	453.4
12.5°	585.9	572.2	553.9	540.2	521.9	506.0	490.0	456.8	395.2	344.9	299.2
15°	521.9	501.4	482.0	459.1	439.7	414.6	396.3	352.9	271.8	210.1	181.6
17.5°	456.8	428.3	406.6	375.8	354.1	319.8	300.4	247.8	178.2	150.8	141.6
20°	388.3	350.6	326.6	289.0	267.3	223.9	209.0	171.3	137.1	126.8	124.5
22.5°	315.2	269.5	243.3	202.2	187.3	161.0	149.6	131.3	115.4	110.8	113.1
25°	238.7	189.6	172.5	142.8	137.1	123.3	118.8	109.6	101.6	101.6	105.1
27.5°	170.2	132.5	127.9	109.6	108.5	101.6	98.2	93.7	91.4	93.7	98.2
30°	124.5	100.5	100.5	90.2	90.2	85.7	84.5	82.2	82.2	86.8	91.4
32.5°	98.2	82.2	84.5	76.5	77.7	74.2	75.4	74.2	75.4	78.8	82.2
35°	82.2	70.8	74.2	67.4	69.7	66.2	68.5	68.5	70.8	72.0	73.1
37.5°	73.1	65.1	67.4	62.8	65.1	61.7	65.1	65.1	66.2	66.2	66.2
40°	67.4	60.5	64.0	59.4	62.8	59.4	62.8	62.8	61.7	60.5	61.7
42.5°	64.0	59.4	62.8	58.2	61.7	58.2	60.5	59.4	57.1	57.1	57.1
45°	62.8	58.2	60.5	57.1	59.4	56.0	58.2	57.1	53.7	52.5	54.8
47.5°	62.8	57.1	60.5	56.0	58.2	54.8	57.1	53.7	50.3	50.3	53.7
50°	62.8	57.1	60.5	56.0	58.2	53.7	54.8	51.4	46.8	48.0	52.5
52.5°	64.0	59.4	61.7	57.1	58.2	51.4	53.7	49.1	45.7	46.8	50.3
55°	65.1	59.4	61.7	54.8	56.0	51.4	51.4	49.1	45.7	45.7	49.1
57.5°	65.1	58.2	59.4	53.7	54.8	49.1	50.3	48.0	44.5	43.4	45.7
60°	67.4	60.5	60.5	52.5	53.7	48.0	49.1	46.8	43.4	41.1	42.3
62.5°	69.7	61.7	62.8	54.8	54.8	49.1	50.3	45.7	41.1	38.8	40.0
65°	69.7	61.7	62.8	56.0	56.0	50.3	50.3	45.7	38.8	36.5	36.5
67.5°	66.2	60.5	61.7	56.0	56.0	50.3	50.3	44.5	37.7	34.3	33.1
70°	64.0	58.2	59.4	52.5	53.7	48.0	48.0	42.3	35.4	32.0	29.7
72.5°	58.2	53.7	53.7	49.1	48.0	42.3	42.3	38.8	33.1	28.6	26.3
75°	50.3	45.7	44.5	40.0	40.0	36.5	35.4	32.0	27.4	24.0	22.8
77.5°	41.1	35.4	35.4	29.7	29.7	26.3	27.4	24.0	20.6	19.4	18.3
80°	29.7	24.0	24.0	19.4	19.4	16.0	17.1	16.0	14.8	14.8	13.7
82.5°	18.3	12.6	13.7	10.3	12.6	9.1	10.3	9.1	9.1	8.0	8.0
85°	9.1	4.6	6.9	3.4	5.7	1.1	3.4	2.3	2.3	2.3	2.3
87.5°	1.1	0.0	1.1	0.0	0.0	0.0	0.0	0.0	0.0	0.0	0.0
90°	0.0	0.0	0.0	0.0	0.0	0.0	0.0	0.0	0.0	0.0	0.0

REPORT NUMBER: P228224

CATALOG NUMBER: ISS-AF-600-LED-E1-SL3-7030

CANDELA DISTRIBUTION (continued):

	175°	180°
0°	852.0	852.0
2.5°	774.4	777.8
5°	688.7	689.8
7.5°	584.8	582.5
10°	446.6	440.9
12.5°	287.8	279.8
15°	173.6	171.3
17.5°	139.3	139.3
20°	124.5	124.5
22.5°	115.4	115.4
25°	108.5	109.6
27.5°	102.8	102.8
30°	95.9	95.9
32.5°	84.5	84.5
35°	75.4	74.2
37.5°	67.4	68.5
40°	61.7	62.8
42.5°	59.4	59.4
45°	57.1	57.1
47.5°	57.1	57.1
50°	56.0	57.1
52.5°	54.8	54.8
55°	51.4	52.5
57.5°	48.0	49.1
60°	44.5	44.5
62.5°	40.0	40.0
65°	36.5	36.5
67.5°	32.0	32.0
70°	28.6	28.6
72.5°	25.1	25.1
75°	21.7	21.7
77.5°	18.3	17.1
80°	13.7	13.7
82.5°	8.0	8.0
85°	2.3	2.3
87.5°	0.0	0.0
90°	0.0	0.0

(END OF REPORT)